

TABELUL DEFINITIV AL CREANTELOR
WOOLTOP SRL, in insolventa, in insolvency, in procedure collective

NR.	CREDITORI	ADRESA	SUMA PT. CARE S-A CERUT VERIFICAREA	SUMA INSCRISA IN TABEL DEFINITIV	Pondereea %	
					in grad	in total
	GRUPA NR. I - CREANTE GARANTATE					
1	BANCA COMERCIALA ROMANA S.A	Bucuresti, sector 3 Bdul. Regina Elisabeta, nr. 5	21,021,994.19 lei	20,584,673.50	97.51	85.67
2	S.C CONBAC S.A Bacau	Bacau, Str. Ion Luca Caragiale, nr.2 jud. Bacau	895,203.17 lei	88,228.49	0.42	0.37
3	SC BELLE VILLE SRL	Bacau, Calea Moldovei nr.39 jud. Bacau	437,320.69 lei	437,320.69	2.07	1.82
	TOTAL CREANTE GARANTATE		22,354,518.05 lei	21,110,222.68	100.00	87.86
	GRUPA NR. II - CREANTE SALARIALE conf. art. 123 pct. 2					
4	LADARU IOSIF	Bacau, Str. Energiei, nr.36, sc.B, ap.17	3622 lei	3622	16.05	0.015
5	POPESCU-CAZACU IOLANDA	Bacau, Str. George Bacovia, nr.44C	3314 lei	3314	14.69	0.014
6	GRUIA GABRIELA	Bacau, Str. Panselor, Bl.5, Sc.D, ap.4	2985 lei	2985	13.23	0.012
7	GUREANU CLAUDIU	Bacau, Str. Nicu Enea, nr.54, sc.B, ap.21	2164 lei	2164	9.59	0.009
8	BOGDAN LACRAMIOARA	Bacau, Str. Nicu enea, nr.54, sc.A, ap.35	1902 lei	1902	8.43	0.008
9	LADARU MARICICA	Bacau, Str. Energiei, nr.36, Sc.B, ap.17	1005 lei	1005	4.45	0.004
10	CAZACU ANA	Bacau, str. George Bacovia, nr.46	7575 lei	7575	33.57	0.032
	TOTAL CREANTE SALARIALE		22567 lei	22567	100.00	0.09


GRUPA NR. III - CREANTE BUCETARE conf. ART. 123 PCT. 4									
11	PRIMARIA MUNICIPIULUI BACAU	Bacau, Calea Marasesti, nr.6 jud. Bacau	547,798.50 lei	547,798.50	82.43	2.28			
12	INSPECTORATUL DEZVOLTARII REGIONALE SI ADMINISTRATIEI PUBLICE INSPECTORATUL DE STAT IN CONSTRUCTII	Bucuresti, sector 5 str. Apolodor , nr.17	183,017.92 lei	116,777.28	17.57	0.49			
TOTAL CREANTE BUCETARE			730,816.42 lei	664,575.78	100.00	2.77			
GRUPA NR. IV - CREANTE CHIROGRAFARE conf. ART. 123 PCT. 7									
13	S.C FAST TECHNICAL ASSISTANCE S.R.L	Bacau, Str. Vadul Bistritei, nr.2A Jud. Bacau	2,219.60 lei	2,219.60	0.14	0.009			
14	S.C. ELECTRIC PLUS S.R.L.	Bacau, str. Arcadie Septilici, Nr.60 jud.Bacau	6,536 lei	1,520	0.10	0.006			
15	S.C. MCM PROTECT S.R.L.	Piatra Neamt, Bld. Dacia, nr.6A, bl. Unic, et.8, ap.31 jud.Neamt	6400 lei	0	0	0.000			
16	S.C BELLE VILLE SRL	Bacau, Calea Moldovei, nr.39 jud.Bacau	1,633,447.41 lei	1,224,014.04	77.07	5.094			
17	S.C. PROFINSTAL S.R.L	Bacau, str. Logofat Tautu, nr.5A, parter, jud. Bacau	112,211.85 lei	85,045.72	5.35	0.354			
18	EON ENERGIE ROMANIA SA	Targu Mures, str. Justitiei, nr.12 jud. Mures	142,158.76 lei	142,158.76	8.95	0.592			
19	CAZACU ROXANA	Bucuresti , C-lea Calarasilor, nr.309, bl.70, sc.2, et.III, ap.47	10000 lei	10000	0.63	0.042			

20	FILIP GHEORGHE	Bacau, str.Energiei, nr.32, et.4, ap.24 jud.Bacau	10000	lei	5000	0.31	0.021
21	MANOLESCU CORINA	Bacau, Str.Stefan cel Mare, nr.25, sc.D, apt.24 jud.Bacau	5,109.42	lei	5,109.42	0.32	0.021
22	POPESCU- CAZACU IOLANDA	Bacau, str.George Bacovia, nr.44 C jud.Bacau	10000	lei	10000	0.63	0.042
23	COMPANIA REGIONALA DE APA BACAU S.A.	prin reprezentant legal: Ing.Gaina Razvan Grigore; Bacau, str.Narciselor, nr.14, jud. Bacau	3,674.68	lei	2,605.62	0.16	0.011
24	S.C. NIVELMENT S.R.L	Reprezentat de lichidator judiciar : Ionescu si Asociatii SPRL cu sediul in: str.Mioritei, nr.2, loc.Bacau jud. Bacau	50,133.07	lei	0	0	0.000
25	S.C. PRO-HOUSE GROUP SRL	Bacau, str.Cornisa Bistrita, nr.8, bl.8, sc.A, ap.44 jud.Bacau	3,098.10	lei	3,098.10	0.20	0.013
26	S.C. CONSTRUCT LIFT S.R.L	Bacau, Aleea Ghiocelilor, nr.2 jud.Bacau	12,863	lei	12,863	0.81	0.054
27	S.C. CWS BOCO ROMANIA S.R.L.	Cu sediul ales in Bucuresti, sector 2 Bdul Carol I, nr.54, et.2 la avocat Raluca Munteanu	528.03	lei	528.03	0.033	0.002
28	S.C CONBAC S.A Bacau	Bacau, Str. Ion Luca Caragiale, nr.2 jud. Bacau	1,062,150.74	lei	0	0	0.000
29	C&D THERM INSTALATII SRL	Bacau, Calea Moldovei, nr.128	471,521.05	lei	0	0	0.000

30	NOVA CASA S.R.L	Bacau, Str. Mioritei, nr.82, Bl.82, sc.B ap.2, jud. Bacau	229,535.88 18618.54 Euro	lei	0	0	0.000
31	BERTEA ANISOARA	Iasi, Bd. Socola, nr.32, Bl.Z2, et.6, ap.37	76,700.00	lei	76,600.00	4.82	0.319
32	TYTAN GRANIT SRL	Bacau, Str. Neagoe Vodă, nr.16, Sc.B ap.15, jud. Bacau	92,284.73	lei	0	0	0.000
33	OTIS LIFT SRL	Cu sediul procesual ales la SCA "Deli & Asociatii", Bucuresti, Str. Zarii, nr.14, et.2, ap.5, Sector 2	7,507.62	lei	7,507.62	0.47	0.031
	TOTAL CREANTE conf. ART. 123 PCT.7		3948079.94 si 18618.54	lei Euro	1588269.91	100.00	6.61
	GRUPA NR. V CREANTE	SUBORDONATE conf. ART.123 pct.9					
34	CAZACU ANA	Bacau, str.George Bacovia, nr.46 jud. Bacau	640,944.68	lei	640,944.68	100	2.67
	TOTAL CREANTE conf. ART. 123 PCT.9		640,944.68	lei	640,944.68	100.00	2.67
	TOTAL GENERAL		27696926.09 si 18618.54	lei Euro	24026580.05		100.00

Administrator special WOOLTOP SRL

Ana Cazacu




TABEL - CREANTE SUB CONDITIE

NR.	CREDITORI	ADRESA	SUMA SUB CONDITIE	NATURA CREANTE I	SUMA RESPINSA / MOTIVE RESPINGERE /OBSERVATII
	GRUPA NR. I - CREANTE GARANTATE				
1	BANCA COMERCIALA ROMANA S.A	Bucuresti, sector 3 Bdul. Regina Elisabeta , nr. 5	1.336.707,62		Contestatie/ expertiza contabila
2	S.C COMBAC S.A Bacau	Bacau, Str. Ion Luca Caragiale, nr.2 jud. Bacau	806.974,68	Art.121 pct 2	(i) Creanta inscrisa , conform incheierii de sedinta din data de 25.02.2014 pronuntata de Tribunalul Bucuresti Sectia aVII a Civila in urma solutionarii contestatiei la tabelul preliminar
	TOTAL CREANTE GARANTATE		2.143.682,3		
	GRUPA NR. III - CREANTE BUGETARE conf. ART. 123 PCT. 4				
1	INSPECTORATUL DEZVOLTARII REGIONALE SI ADMINISTRATIEI PUBLICE INSPECTORATUL DE STAT IN CONSTRUCTII	Bucuresti, sector 5 str. Apolodor , nr.17	66.240,64	art. 123 pct.4	Creanta inscrisa conform incheierii de sedinta din 10.12.2013 pronuntata de TribunalulBucuresti Sectia a VII a civila
	TOTAL CREANTE BUGETARE		66.240,64		
	GRUPA NR. IV - CREANTE CHIROGRAFARE conf. ART. 123				
1	S.C. MCM PROTECT S.R.L.	Piatra Neamt, Bld. Dacia, nr.6A, bl. Unic, et.8, ap.31 jud Neamt	6400,00	art. 123 pct. 7	6400 lei conform incheierii sedinta 04.02.2014 pronuntata de TribunalulBucuresti Sectia a VII a civila

2	S.C BELLE VILLE SRL	Bacau, Calea Moldovei, nr.39 jud.Bacau	263.866,16	art. 123 pct. 7	263.866,16 lei- sub conditia suspensiva negativa a neperformarii contractului de v-c
3	S.C.PROFINSTAL S.R.L	Bacau, str. Logofat Tautu, nr.5A, parter, jud. Bacau	27.166.13	art. 123 pct. 7	Suma in cuantum de 27166.13 lei este sub conditie suspensiva reprezentand, garantie de buna executie a acceptarii receptiei finale fara obiectiuni sau dupa efectuarea remediilor dupa caz
4	S.C CONBAC S.A Bacau	Bacau, Str. Ion Luca Caragiale, nr.2 jud. Bacau	1.062.150,74	art. 123 pct. 7	Se respinge creanta intrucat creditorul nu si-a indeplinit in integralitate obligatiile asumate prin contract, neefectuand predarea lucrarilor in stadiu final cu toate remediile constatate in Anexa 2 a Procesului verbal de receptie finala , remediate in termenul contractual.
5	C&D THERM INSTALATII SRL	Bacau, Calea Moldovei, nr.128 jud.Bacau	463.187,07	art. 123 pct. 7	Suma in cuantum de 463187.07 lei -Sub conditie suspensiva a remedierii tuturor vicilor prezentate in procesul verbal de receptie finala nr.406/02.04.2012 Suma in cuantum de 8333,98 lei Se respinge intrucat creditorul nu si-a indeplinit in integralitate obligatiile asumate prin contract, neefectuand predarea lucrarilor in stadiu final cu toate remediile constatate in Anexa 2 a Procesului verbal de receptie finala , remediate in termenul contractual.
6	NOVA CASA S.R.L	Bacau, Str. Mioritei, nr.82, Bl.82, sc.B ap.2, jud. Bacau	143.835,03 85.700,85 18.618,54 Eur	art. 123 pct. 7	Suma de 143835,03 lei se inscrie sub conditie suspensiva a realizarii lucrarilor din anexa nr.2 Proces verbal de receptie

7	TYTAN GRANIT SRL	Bacau, Str. Neagoe Voda, nr.16, Sc.B ap.15, jud. Bacau	92.284,73	art. 123 pct. 7	finala. Pentru Suma de 85700.85 lei vom solicita compensarea in procedura insolventei. Suma de 15014,95 Euro +TVA se respinge, situatia de lucrari neacceptata la plata de debitoare conform incheierii sedinta 04.02.2014 pronuntata de Tribunalul Bucuresti Sectia a VII a civila, urmare a solutionarii contestatiei.
	TOTAL CHIROGRAFARI		2.146.390,71 18.618,54 eur		
	TOTAL GENERAL		4.356.313,65 18.618,54 EUR		

Administrator sp WOOLTOP SRL
Ana Cazacu



ANEXA 3

VENITURI

1EUR=4,50 LEI

NR. CRT	CONTRACTE	SUPRAF MP	Chiria eur/mp	CHIRIA CONF		TVA CONF	ANUL I			OBSERV.
				CONTR FARA		CONTR.	TR.I	TR.II	TOTAL	
				TVA	EUR	EUR	EUR	EUR		
1	1600/2009	220.00	8.0646	1774.19		425.81			10645.14	
2	1768/2009	163.70	10.3454	1693.55		406.45			10161.30	
3	106/2013	225.94	9.0000	2033.46		488.03			12200.76	
4	386/2011	14.00	9.0000	126.00		30.24			756.00	
5	1471/2010	56.00	7.5000	420.00		100.80			2520.00	
6	276/2010	56.40	10.0000	564.00		135.36			3384.00	
7	980/2013	83.70	5.0000	418.50		100.44			2511.00	
8	813/2013	75.96	8.0000	607.68		145.84			3646.08	
9	1030/2010	158.87	9.0000	1429.83		343.16			8578.98	
10	1166/2011	188.57	7.0000	1319.99		316.80			7919.94	
11	1025/2011			420.00		100.80			0.00	
12	740/2012	35.00	10.0000	350.00		84.00			2100.00	
13	2238/2012	7.45	10.0000	74.50		17.88			447.00	
14	143/2013	83.20	7.0000	582.40		139.78			3494.40	
15	184/2013	54.00	9.0000	486.00		116.64			2916.00	
16	921/2013		1.5000	829.50		199.08			4977.00	
17	117/2012		2.0000	31.52		7.56			189.12	
18	1285/2011		1.0000	12.00		2.88			72.00	
19	81/2012		1.0000	12.00		2.88			72.00	
20	218/2013	25.00	7.0000	175.00		42.00			1050.00	
21	150/2014	61.38	7.5000	460.35		110.48			2762.10	
22	04/2014	74.30	7.0000	520.10		124.82			3120.60	
23	27/2014	44.00	8.0000	352.00		84.48			2112.00	
24	134/2014	82.32	4.2500	349.86		83.97			2099.16	
25	1/2011	745.95	3.9200	2925.00		702.00			17550.00	
	CHIRII	2455.74		17967.43		4312.18	53903.00	53903.00	107806.00	
	DE INCHIRIAT	250.00	7.0000					5250.00	5250.00	
	TOTAL	2705.74					53903.00	59153.00	113056.00	

TOTAL
TOTAL113056.00 EUR
508752.00 LEI

VENITURI

1EUR=4,50 LEI

NR. CRT	NR CONTRACTE	SUPRAF MP	Chiria eur/mp	CHIRIA CONF CONTR FARA TVA EUR	TVA CONF CONTR. EUR	ANUL I		ANUL II	
						TRIM III	TRIM IV	TRIM V	TRIM VI
1	1600/2009	220.00	8.06	1774.19	425.81				
2	1768/2009	163.70	10.35	1693.55	406.45				
3	106/2013	225.94	9.00	2033.46	488.03				
4	386/2011	14.00	9.00	126.00	30.24				
5	1471/2010	56.00	7.50	420.00	100.80				
6	276/2010	56.40	10.00	564.00	135.36				
7	980/2013	83.70	5.00	418.50	100.44				
8	813/2013	75.96	8.00	607.68	145.84				
9	1030/2010	158.87	9.00	1429.83	343.16				
10	1166/2011	188.57	7.00	1319.99	316.80				
11	1025/2011			420.00	100.80				
12	740/2012	35.00	10.00	350.00	84.00				
13	2238/2012	7.45	10.00	74.50	17.88				
14	143/2013	83.20	7.00	582.40	139.78				
15	184/2013	54.00	9.00	486.00	116.64				
16	921/2013		1.50	829.50	199.08				
17	117/2012		2.00	31.52	7.56				
18	1285/2011		1.00	12.00	2.88				
19	81/2012		1.00	12.00	2.88				
20	218/2013	25.00	7.00	175.00	42.00				
21	150/2014	61.38	7.50	460.35	110.48				
22	04/2014	74.30	7.00	520.10	124.82				
23	27/2014	44.00	8.00	352.00	84.48				
24	134/2014	82.32	4.25	349.86	83.97				
25	1/2011	745.95	3.92	2925.00	702.00				
		2455.74		17967.43	4312.18				
	INCHIRIATI	2705.74				59153.00	59153.00	59153.00	59153.00
	DE INCHIRIAT	375.26	8.0000			0.00	9007.00	9007.00	9007.00
	VANDUT					0.00	380000.00		200000
	TOTAL					59153.00	448160.00	68160.00	268160.00
VANDUT 1270 MP*150EUR/MP NR.CADASTRAL 14543						190500.00			
	TOTAL					59153.00	448160.00	258660.00	268160.00

TOTAL
TOTAL1034133 EUR
4653599 LEI

ANEXA 3

VENITURI

1EUR=4,50 LEI

NR. CRT	NR CONTRACTE	SUPRAF MP	Chiria eur/mp	CHIRIA CONF CONTR FARA TVA EUR	TVA CONF CONTR. EUR	ANUL II		ANUL III	
						TRIMVII	TRIM VIII	TRIM IX	TRIM X
1	1600/2009	220.00	8.06	1774.19	425.81				
2	1768/2009	163.70	10.35	1693.55	406.45				
3	106/2013	225.94	9.00	2033.46	488.03				
4	386/2011	14.00	9.00	126.00	30.24				
5	1471/2010	56.00	7.50	420.00	100.80				
6	276/2010	56.40	10.00	564.00	135.36				
7	980/2013	83.70	5.00	418.50	100.44				
8	813/2013	75.96	8.00	607.68	145.84				
9	1030/2010	158.87	9.00	1429.83	343.16				
10	1166/2011	188.57	7.00	1319.99	316.80				
11	1025/2011			420.00	100.80				
12	740/2012	35.00	10.00	350.00	84.00				
13	2238/2012	7.45	10.00	74.50	17.88				
14	143/2013	83.20	7.00	582.40	139.78				
15	184/2013	54.00	9.00	486.00	116.64				
16	921/2013		1.50	829.50	199.08				
17	117/2012		2.00	31.52	7.56				
18	1285/2011		1.00	12.00	2.88				
19	81/2012		1.00	12.00	2.88				
20	218/2013	25.00	7.00	175.00	42.00				
21	150/2014	61.38	7.50	460.35	110.48				
22	04/2014	74.30	7.00	520.10	124.82				
23	27/2014	44.00	8.00	352.00	84.48				
24	134/2014	82.32	4.25	349.86	83.97				
25	1/2011	745.95	3.92	2925.00	702.00				
	INCHIRIAT	3081.00		17967.43	4312.18	68160.00	65950.00	63182.00	63182.00
	CRESTERE 1 EUR	2705.00					9007.00	9007.00	9007.00
	VANDUT						747500.00		
	TOTAL					68160.00	822457.00	72189.00	150000.00
	TOTAL					68160.00	822457.00	340989.00	222189.00
	VANDUT Nr cad, 13575	1792	150					268800.00	
	TOTAL					68160.00	822457.00	340989.00	222189.00


TOTAL
TOTAL1453795.00 EUR
6542078.00 LEI

ANEXA 3

VENITURI

1EUR=4,50 LEI

NR. CRT	NR CONTRACTE	SUPRAF MP	Chiria eur/mp	CHIRIA CONF CONTR FARA TVA EUR	TVA CONF CONTR. EUR	ANUL III		
						TR XI	TR XII	
1	1600/2009	220.00	8.06	1774.19	425.81			
2	1768/2009	163.70	10.35	1693.55	406.45			
3	106/2013	225.94	9.00	2033.46	488.03			
4	386/2011	14.00	9.00	126.00	30.24			
5	1471/2010	56.00	7.50	420.00	100.80			
6	276/2010	56.40	10.00	564.00	135.36			
7	980/2013	83.70	5.00	418.50	100.44			
8	813/2013	75.96	8.00	607.68	145.84			
9	1030/2010	158.87	9.00	1429.83	343.16			
10	1166/2011	188.57	7.00	1319.99	316.80			
11	1025/2011			420.00	100.80			
12	740/2012	35.00	10.00	350.00	84.00			
13	2238/2012	7.45	10.00	74.50	17.88			
14	143/2013	83.20	7.00	582.40	139.78			
15	184/2013	54.00	9.00	486.00	116.64			
16	921/2013		1.50	829.50	199.08			
17	117/2012		2.00	31.52	7.56			
18	1285/2011		1.00	12.00	2.88			
19	81/2012		1.00	12.00	2.88			
20	218/2013	25.00	7.00	175.00	42.00			
21	150/2014	61.38	7.50	460.35	110.48			
22	04/2014	74.30	7.00	520.10	124.82			
23	27/2014	44.00	8.00	352.00	84.48			
24	134/2014	82.32	4.25	349.86	83.97			
25	1/2011	745.95	3.92	2925.00	702.00			
	INCHIRIAT	1916.00		17967.43	4312.18	44893.00	0.00	
	VANZARE					1293500.00	1170000.00	
	TOTAL					1338393.00	1170000.00	

TOTAL
TOTAL2508393.00 EUR
11287768.50 LEIAdministrator special WOOLTOP SRL
Ana Cazacu

ESTIMARE AMORTIZARE MIJLOACE FIXE


nr.inv.	Explicatii	val.inv.	val.ramas.	AMORTIZARE					
				TRIM.I	TRIM.II	TRIM.III	TRIM.IV	TRIM.V	TRIM.VI
1005	Magazie piese schimb	181900	145516	4548	4548	4548	4548	4548	4548
1013	Cladire filatura sud	149400	149400	0	0	0	0	0	0
1015	Magazie mat.prime	135318	120288	1878	1878	1878	1878	1878	1878
1017	Cladire birouri,sp.com.	12013100	11515148	62244	62244	62244	57808	57808	55590
2085	Instal.apa	22430	15028	351	351	351	351	351	351
100507	Clad. Atel.electric	70682	61850	1104	1104	1104	1104	1104	1104
101450	Inst.utiliz.gaze	41068	22924	717	717	717	717	717	717
101459	Inst.utiliz.gaze	43674	23280	726	726	726	726	726	726
101461	Trotuare, parcare	208992	171696	2628	2628	2628	2628	2628	2628
101462	Echip.retea Tv, voce	401343	325188	5673	5673	5673	5673	5673	5673
101463	Racord bransam.gaze	34964	30220	528	528	528	528	528	528
101464	Post trafo	242697	193242	3372	3372	3372	3372	3372	3372
101465	Rețele racord apa can.	157281	144123	1272	1272	1272	1272	1272	1272
101466	Ramoa handicap	2235	1568	69	69	69	69	69	69
200012	Echip.CT,instal.termovent.	3552770	2280723	90030	90030	90030	90030.00	90030	90030
200013	Ascensoare	425544	296757	8904	8904	8904	8904	8904	8904
200014	Perdea de aer	3903	2919	123	123	123	123	123	123
200015	Aparat ac nordstar	3421	2737	171	171	171	171	171	171
300010	Laptop	3011	56	0	0	0	0	0	0
300012	Imprim.scan.fax	2623	1362	165	165	165	165	165	165
	Total	17696356	15504025	184503	184503	184503	180067	180067	177849

ESTIMARE AMORTIZARE MIJLOACE FIXE

nr. inv.	Explicatii	val. inv.	val. ramas.	AMORTIZARE												total amortizare	
				TRIM.VII	TRIM.VIII	TRIM.IX	TRIM.X	TRIM.XI	TRIM.XII	TRIM.VII	TRIM.VIII	TRIM.IX	TRIM.X	TRIM.XI	TRIM.XII		
1005	Magazie piese schimb	181900	145516	4548	4548	0	0	0	0	0	0	0	0	0	0	0	36384
1013	Cladire filatura sud	149400	149400	0	0	0	0	0	0	0	0	0	0	0	0	0	0
1015	Magazie mat.prima	135318	120288	1878	1878	1878	1878	1878	1878	1878	1878	1878	1878	1878	1878	1878	22536
1017	Cladire birouri,sp.com.	12013100	11515148	55590	48936	48936	47550	37125	26035	622110							
2085	Instal.apa	22430	15028	351	351	351	351	351	351	4212							
100507	Clad. Atel.electric	70682	61850	1104	1104	1104	1104	1104	1104	13248							
101450	Inst.utiliz.gaze	41068	22924	717	717	717	717	717	717	8604							
101459	Inst.utiliz.gaze	43674	23280	726	726	726	726	726	726	8712							
101461	Trotuare, parcare	208992	171696	2628	2628	2628	2628	2628	2628	31536							
101462	Echip.retea Tv, voce	401343	325188	5673	5673	5673	5673	5673	5673	68076							
101463	Racord bransam.gaze	34964	30220	528	528	528	528	528	528	6336							
101464	Post trafo	242697	193242	3372	3372	3372	3372	3372	3372	40464							
101465	Rețele racord apa can.	157281	144123	1272	1272	1272	1272	1272	1272	15264							
101466	Ramoa handicap	2235	1568	69	69	69	69	69	69	828							
200012	Echip.CT,instal.termovent.	3552770	2280723	90030	90030	90030	90030	90030	90030	1080360							
200013	Ascensoare	425544	296757	8904	8904	8904	8904	8904	8904	106848							
200014	Perdea de aer	3903	2919	123	123	123	123	123	123	1476							
200015	Aparat ac nordstar	3421	2737	171	171	171	171	171	171	2052							
300010	Laptop	3011	56	0	0	0	0	0	0	0							
300012	Imprim.scan.fax	2623	1362	42	42	42	42	42	42	1032							
	Total	17696356	15504025	177726	171030	166482	165096	154671	143581	2070078							

Administrator special WOOLTOP SRL

Ana Cazacu



ANEXA 4

BUGETUL DE VENITURI SI CHELTUIELI - ANUL I

1EUR=4.50 LEI

Nr.cr	Explicatii	TR I	TRIM II	TR.III	TRIM IV
Venituri					
1	Venituri din chirii	242564	266189	266189	306720
2	Venituri din servicii diverse	90000	149913	149913	120120
3	Venit. din vanzari active	0	0	0	1710000
4	Alte venituri	0	0	25000	25000
I .Venituri totale		332564	416102	441102	2161840
Cheltuieli					
1	Cheltuieli energie ,apa , gaz	90000	149913	149913	120120
2	Cheltuieli prime de asigurare	3000	3000	3000	3000
3	Cheltuieli administr. Judiciar	9000	9000	9000	9000
4	Cheltuieli servicii bancare	9000	9000	9000	9000
5	Cheltuieli cu impozite si taxe	72700		69000	
6	Cheltuieli cu salariile + oblig. salarii	51000	51000	51000	51000
7	Cheltuieli diverse	21000	21000	36000	44000
8	Cheltuieli amortizare mij.fixe	184503	184503	184503	180067
9	Cheltuieli vanzari active	0	0	0	897644
II . Cheltuieli totale		440203	427416	511416	1313831
III. Rezultat financiar(I-II)		-107639	-11314	-70314	848009

TOTAL

658742 LEI

COMISIA NATIONALA DE PROGNOZA PANA IN 2017

ANEXA 4

BUGETUL DE VENITURI SI CHELTUIELI - ANUL II

1EUR=4.50 LEI

Nr.cr	Explicatii	TR V	TRIM VI	TR.VII	TRIM VIII
Venituri					
1	Venituri din chirii	306720	306720	306720	337307
2	Venituri din servicii diverse	90000	149913	149913	120120
3	Venit. din vanzari active	857250	900000		3363750
4	Alte venituri	25000	25000	25000	25000
I.Venituri totale		1278970	1381633	481633	3846177
Cheltuieli					
1	Cheltuieli energie ,apa , gaz	90000	149913	149913	120120
2	Cheltuieli prime de asigurare	3000	3000	3000	3000
3	Cheltuieli administr. Judiciar	9000	9000	9000	9000
4	Cheltuieli servicii bancare	9000	9000	9000	9000
5	Cheltuieli cu impozite si taxe	58000	0	58000	0
6	Cheltuieli cu salariile + oblig. salarii	51000	51000	51000	51000
7	Cheltuieli diverse	44000	44000	45000	49000
8	Cheltuieli amortizare mij.fixe	180067	177849	177726	171030
9	Cheltuieli vanzari active	454880	448822	0	1346466
II . Cheltuieli totale		898947	892584	502639	1758616
III. Rezultat financiar(I-II)		380023	489049	-21006	2087561

TOTAL

2935627 LEI

COMISIA NATIONALA DE PROGNOZA PANA IN 2017

ANEXA 4

BUGETUL DE VENITURI SI CHELTUIELI - ANUL III


1EUR=4.50 LEI

Nr.cr	Explicatii	TR IX	TRIM X	TRIM XI	TRIM X
Venituri					
1	Venituri din chirii	324851	324851	202019	0
2	Venituri din servicii diverse	142119	167820	167120	150044
3	Venit. din vanzari active	1209600	675000	5820750	5265000
4	Alte venituri	25000	25000	25000	25000
I .Venituri totale		1701570	1192671	6214889	5440044
Cheltuieli					
1	Cheltuieli energie ,apa , gaz	142119	167820	167120	150044
2	Cheltuieli prime de asigurare	2000	2000	2000	2000
3	Cheltuieli administr. Judiciar	9000	9000	9000	9000
4	Cheltuieli servicii bancare	9000	9000	9000	9000
5	Cheltuieli cu impozite si taxe	45085	0	45085	0
6	Cheltuieli cu salariile + oblig. salarii	51000	51000	51000	51000
7	Cheltuieli diverse	49000	49000	63000	63000
8	Cheltuieli amortizare mij.fixe	166482	165096	154671	143581
9	Cheltuieli vanzari active	431059	280514	2109463	2244110
II . Cheltuieli totale		904745	733430	2610339	2671735
III. Rezultat financiar(I-II)		796825	459241	3604550	2768309

TOTAL

7628925 LEI

Administrator special WOOLTOP
Ana Cazacu



ANEXA 5

PROIECTIA FLUXULUI FINANCIAR ANUL I


LEI

NR CRT	DENUMIRE INDICATOR	Trim I	Trim II	Trim III	Trim IV	Trim V	Trim VI
I	Disponibil initial	390000					
	Intrari de lichiditati, din care						
1	din activitatea de baza -inchirieri	300779	330074	330074	380333	380333	380333
2	din prestari servicii-utilitati	111600	185892	185892	148949	111600	185892
3	din vanzari active	0	0	0	2120400	1062990	1116000
4	din alte activitati	0	0	31000	31000	31000	31000
5	din clienti restanti	30000	20000	20000	27000	0	0
A	Total intrari	832379	535966	566966	2707682	1585923	1713225
	Plati						
1	Plati utilitati	90000	149913	149913	120120	90000	149913
2	Plati asigurari	3000	3000	3000	3000	3000	3000
3	Plati administrator jud.	9000	9000	9000	9000	9000	9000
4	Plati servicii bancare	9000	9000	9000	9000	9000	9000
5	Plati impozite si taxe	72700	0	69000	0	58000	0
6	Plati salarii + contributi	51000	51000	51000	51000	51000	51000
7	Plati diverse	21000	21000	36000	44000	44000	44000
8	Plati TVA	79816	99864	105864	518842	306953	331592
B	Total plati	335516	342777	432777	754962	570953	597505
	Diferenta A-B	496863	193189	134189	1952720	1014970	1115720
	Distribui						
1	Creante garantate	427448	111207	74774	1893305	975555	1046305
2	Creante salariale	22567	0	0	0	0	0
3	Creante bugetare	7848	30415	30415	30415	30415	60415
4	Creante chirografare utilitati	9000	9000	9000	9000	9000	9000
5	Creante chirografare defavorizate	30000	42567	20000	20000	0	0
6	Creante subordonate	0	0	0	0	0	0
	Total distribui	496863	193189	134189	1952720	1014970	1115720

ANEXA 5

Trim VII	Trim VIII	Trim IX	Trim X	Trim XI	Trim XII	Total
						390000
380333	418561	425135	402815	250504	0	3979274
185892	148949	176228	208097	207229	186055	2042275
0	4171050	1499904	837000	7217730	6528600	24553674
31000	31000	31000	31000	31000	31000	310000
0	0	0	0	0	0	97000
597225	4769560	2132267	1478912	7706463	6745655	31372223
149913	120120	142119	167820	167120	150044	1646995
3000	3000	2000	2000	2000	2000	32000
9000	9000	9000	9000	9000	9000	108000
9000	9000	9000	9000	9000	9000	108000
58000	0	45085	0	45085	0	347870
51000	51000	51000	51000	51000	51000	612000
45000	49000	49000	49000	63000	63000	528000
115563	922910	412594	286170	1491201	1231508	5902877
440476	1164030	719798	573990	1837406	1515552	9285742
156749	3605530	1412469	904922	5869057	5230103	22086481
92899	3499115	1296233	797030	5755380.68	5140971	21110222.68
0	0	0	0	0	0	22567
48850	90415	90415	90415	90425.78	64132	664575.78
9000	9000	15921	15921	15922.38	25000	144764.38
6000	7000	9900	1556	7328.16	0	144351.16
0	0	0	0	0	0	0
156749	3605530	1412469	904922	5869057	5230103	22086481.00


Administrator special WOOLTOP
Ana Cazacu



PROGRAMUL DE PLATI PE CATEGORII CREANTE

AN/ TRIMESTRU		CREANTE GARANTATE	CREANTE SALARIALE	CREANTE BUGETARE	CREANTE CHIROG.UTILI	CREANTE CHIROGRAF.	CREANTE SUBORD.	TOTAL
ANUL 1	TRIM I	427448	22567	7848	9000	30000	0	496863
	TRIM II	166207	0	10415	9000	7566.98	0	193188.98
	TRIM III	112774	0	10415	1000	10000	0	134189
	TRIM IV	1800305	0	70415	17000	65000	0	1952720
ANUL 2	TRIM I	975555	0	30415	9000	0	0	1014970
	TRIM II	1046305	0	60415	9000	0	0	1115720
	TRIM III	148334	0	1415	1000	6000	0	156749
	TRIM IV	3409115	0	179415	17000	0	0	3605530
ANUL 3	TRIM I	1296233	0	90415	15921	9900	0	1412469
	TRIM II	797030	0	90415	15921	1556	0	904922
	TRIM III	5748380.68	0	90425.78	15922.38	14328.16	0	5869057
	TRIM IV	5182536	0	22567	25000	0	0	5230103
TOTAL GENERAL		21110222.68	22567	664575.8	144764.38	144351.1	0	22086480.98

Administrator special WOOLTOP
Ana Cazacu



GRAFIC DE PLATI

NR. CRT	DENUMIRE CREANTA/ DENUMIRE FIRMA	AN I			
		TRIM I	TRIM II	TRIM III	TRIM IV
I	CREANTE GARANTATE				
1	BANCA COMERCIALA	416548	163437	110924	1753155
2	CONBAC SA	2100	470	300	7950
3	BELLE VILLE SRL	8800	2300	1550	39200
	TOTAL CREANTE GARANTATE	427448	166207	112774	1800305
II	CREANTE SALARIALE				
1	LADARU IOSIF	3622	0	0	0
2	POPESCU-CAZACU IOLANDA	3314	0	0	0
3	GRUIA GABRIELA	2985	0	0	0
4	GUREANU CLAUDIU	2164	0	0	0
5	BOGDAN LACRAMIOARA	1902	0	0	0
6	LADARU MARICICA	1005	0	0	0
7	CAZACU ANA	7575	0	0	0
	TOTAL CREANTE SALARIALE	22567	0	0	0
III	CREANTE BUGETARE				
1	PRIMARIA MUNIC.BACAU	6500	5000	5000	65000
2	INSPECT.DE STAT IN CONSTR.	1348	5415	5415	5415
	TOTAL CREANTE BUGETARE	7848	10415	10415	70415
IV	CREANTE CHIROG.UTILITATI				
1	E.ON ENERGIE ROMANIA	8800	8800	800	16800
2	COMP.REG.DE APA BACAU	200	200	200	200
	TOTAL CREANTE CHIROG.UTIL	9000	9000	1000	17000
V	CREANTE CHIROGRAFARE				
1	FAST TEHNICAL ASSISTANCE	221.96	0	0	0
2	ELECTRIC PLUS	152.00	0	0	0
3	BELLE VILLE SRL	18151.54	2466.3	10000	60000
4	PROFINSTAL SRL	0.00	3504.57	0	5000
5	CAZACU ROXANA	1000.00	0	0	0
6	FILIP GHEORGHE	500.00	0	0	0
7	MANOLESCU CORINA	510.94	0	0	0
8	POPESCU-CAZACU IOLANDA	1000.00	0	0	0
9	PRO-HOUSE SRL	0.00	309.81	0	0
10	CONSTRUCT LIFT	0.00	1286.3	0	0
11	CWS BOCO ROMANIA	52.80	0	0	0
12	BERTEA ANISOARA	7660.00	0	0	0
13	OTIS LIFT	750.76		0	0
	TOTAL CREANTE CHIROGRAF.	30000	7566.98	10000	65000
	TOTAL GENERAL	496863	193189	134189	1952720

ANEXA 6

		AN II		AN III				TOTAL
TRIM V	TRIM VI	TRIM VII	TRIM VIII	TRIM IX	TRIM X	TRIM XI	TRIM XII	
969455	1020205	146034	3327915	1263633	776830	5612330.7	5024207	20584673.68
4100	4400	400	13700	5500	3400	22950	22958.49	88228.49
2000	21700	1900	67500	27100	16800	113100	135370.7	437320.69
975555	1046305	148334	3409115	1296233	797030	5748380.7	5182536	21110222.86
0	0	0	0	0	0	0	0	3622
0	0	0	0	0	0	0	0	3314
0	0	0	0	0	0	0	0	2985
0	0	0	0	0	0	0	0	2164
0	0	0	0	0	0	0	0	1902
0	0	0	0	0	0	0	0	1005
0	0	0	0	0	0	0	0	7575
0	0	0	0	0	0	0	0	22567
25000	49800	500	148500	74500	74500	74550	18948.5	547798.50
5415	10615	915	30915	15915	15915	15875.78	3618.5	116777.28
30415	60415	1415	179415	90415	90415	90425.78	22567	664575.78
8800	8800	800	16800	15600	15600	15600	24958.76	142158.76
200	200	200	200	321	321	322.38	41.24	2605.62
9000	9000	1000	17000	15921	15921	15922.38	25000	144764.38
0	0	0	0	0	0	0	0	221.96
0	0	0	0	0	0	0	0	152.00
0	0	6000	0	9900	1556	14328.16	0	122402.00
0	0	0	0	0	0	0	0	8504.57
0	0	0	0	0	0	0	0	1000.00
0	0	0	0	0	0	0	0	500.00
0	0	0	0	0	0	0	0	510.94
0	0	0	0	0	0	0	0	1000.00
0	0	0	0	0	0	0	0	309.81
0	0	0	0	0	0	0	0	1286.30
0	0	0	0	0	0	0	0	52.80
0	0	0	0	0	0	0	0	7660.00
0	0	0	0	0	0	0	0	750.76
0	0	6000	0	9900	1556	14328.16	0	144351.14
1014970	1115720	156749	3605530	1412469	904922	5869057	5230103	22086481.16

Administrator special WOOLTOP SRL

Ana Cazacu

